


How to make a square motif face mask cover

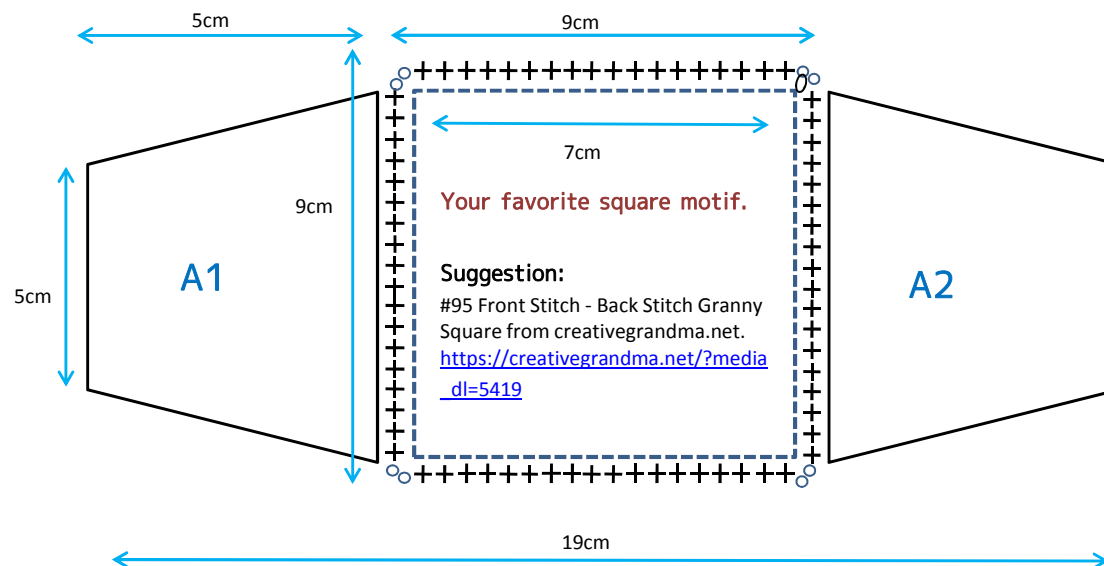


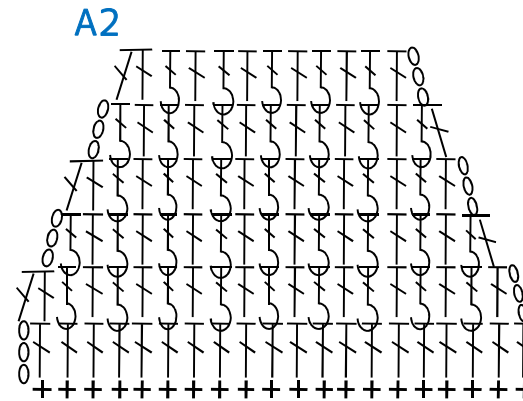
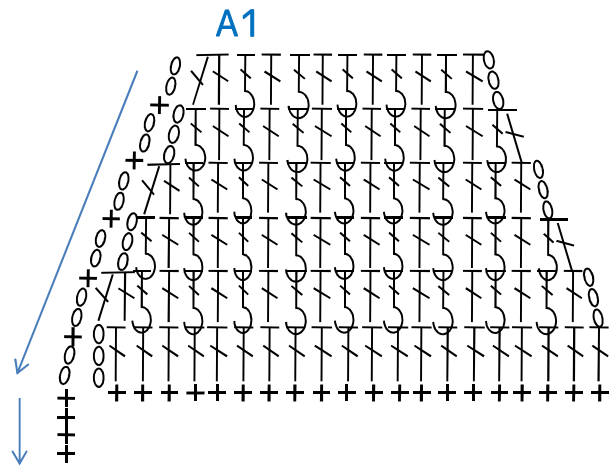
Materials: Fingering weight cotton yarn
4colors.
about 10 to 15g totally.
2.25mm crochet hook.

Size : M (for adult)

How to make:

1. Make a square motif.
2. Sc(Single crochet) around the square motif to be your favorite mask size.
3. Work A1 as below Chart.
4. Move to A2 while working
2chains+sc for A1, sc for Granny Square.
5. Work A2 as below Chart.
6. Attatch Two Chain codes to hold a filter.
7. Attatch straps.





😊 Please enjoy making your face mask cover.

Please let me know if I make any mistakes or you have improvements/suggestions.

My English may be awkward or difficult to understand, so I would appreciate if you correct the text.